



QUICK FACTS

FY2007

Mississippi Public
Library Statistics

Quick facts : Mississippi public library statistics / Mississippi Library Commission.

[Jackson, Miss. : Mississippi Library Commission, 2001-]

v. ; 14 cm.

Annual

Cover title.

Information found in greater detail in the Public Library Statistics at

<http://www.mlc.lib.ms.us>.

1. Public libraries - Mississippi - Statistics. I. Mississippi Library Commission.


027.4762 Q6

A Word About Quick Facts

Mississippi public libraries provide citizens with the resources to expand their opportunities and enrich their lives. Libraries offer learning, knowledge, and enjoyment with a wide array of materials and services.

The statistics shown in Quick Facts illustrate the standing of Mississippi's public libraries and the challenge of achieving service goals.


INTRODUCTION



Quick Facts highlights key data about Mississippi public libraries which may be found in greater detail online at: <http://www.mlc.lib.ms.us/AboutMLC/MSPubLibStatistics.htm>. The data are drawn from national and state surveys in uniform format to ensure consistency and accuracy. Mississippi specific data is gleaned from the 2007 data.

CONTENTS

Introduction	2
National Rankings	4
Staffing	7
Collections	8
Income	12
Expenditures	13
Usage	14
Profile of Mississippi Public Libraries	16




NATIONAL RANKINGS: Library Holdings and Use

The Institute of Museum and Library Services (IMLS) issues state-by-state and District of Columbia rankings for public libraries. According to IMLS, Mississippi ranks as follows:

Category (per capita)	Ranking
Books Owned	45
Audiotapes Owned	50
Videotapes Owned	45
Circulation of Materials	50
Loans from Other Libraries	47
Library Visits	51
Periodicals	47

- Public libraries are the number one point of online access for people without Internet connections at home, school, or work.
- America's public libraries have an average of 3.23 public use Internet computers per 5,000 population.
- Mississippi's public libraries have an average of 3.4 public use Internet computers per 5,000 population.



LIBRARY FINANCES

According to IMLS, Mississippi public libraries rank as follows in finances:

Category (per capita)	Ranking
Local income	49
State income	10
Total income	51
Wages	51
Total Staff Expenditures	51
Total Collection Expenditures	51
Total Operating Expenditures	51

STAFFING

The average Mississippi public library spends 67 percent of its budget for staff costs, the same as the national average.


Mississippi public libraries employ a total of 923 full time equivalent (FTE) staff of the 1,248 personnel in libraries. FTE is based on a 40-hour work week.

There are 122 FTE employees with master's degrees in Library Science (MLS) in Mississippi public libraries.

Mississippi ranks 50th in the nation in the number of MLS librarians per capita.

Annually, Mississippi libraries spend a total of \$21.2 million for staff salaries and \$7.2 million for employee benefits.

LIBRARY MATERIALS



- In 2007, Mississippi public libraries added 370,588 items to existing collections.
- 267,457 items were withdrawn from collections in the same year.

Materials owned include:

5,702,657	print volumes
208,174	audiotapes/CDs
256,659	videotapes/DVDs

At a conservative \$20 per item, the collections in Mississippi public libraries are worth \$123,000,000.


	Mississippi 2007	*Neighboring States 2007	National 2007
Books/capita	1.93	2.18	2.85
**AV/1,000	71.35	74.79	144.91
**Videos/1,000	87.96	83.85	138.47
*Current Periodicals/1,000	3.55	4.20	6.39

*Neighboring States - Alabama, Arkansas, Louisiana, Tennessee

**Represents items owned per thousand population

LIBRARY MATERIALS

(continued)



- Mississippi public libraries house a total of 6.3 million items.
- Books and serials comprise 5.7 million volumes, or 91 percent of the collections.

Nationally, Mississippi ranks:

- 45th in books per capita
- 50th in audios per capita
- 45th in videos per capita

- Mississippi libraries spent \$5,558,916 on library materials to serve 1,496,449 registered users in 2007;
by comparison,
visitors to Mississippi casinos spent \$2,891,546,426.94 in 2007.
- The average Mississippian pays \$15.86 for public library services each year,
while
\$110.15 is the average cost of a ticket to a Southeastern Conference football game.
- Mississippians made 8,210,706 visits to public libraries in 2007,
while
only 6,586,408 fans attended all Southeastern Conference football games in 2007.

INCOME

Mississippi public libraries reported a total income of \$46.3 million in FY07, compared with \$43.7 million in FY06, an increase of 6 percent.

Income for public libraries includes:

\$30.4 million (66%) from cities and counties*

\$ 9.3 million (20%) from state sources

\$ 1.4 million (3%) from grants

\$ 5.2 million (11%) from fines, fees, gifts,
and other sources

*Does not include indirect local support.

EXPENDITURES

Nationally, 9,212 public libraries spend an average of \$31.65 per capita while Mississippi expends \$13.50 per capita.


Mississippi public libraries report expenditures of \$42.8 million in FY07, compared with \$39.5 million in FY06.

Mississippi public libraries spend the following amounts:

- \$28.4 million (67%) for staffing
- \$ 5.5 million (13%) for materials
- \$ 8.7 million (20%) for other expenses

In addition, Mississippi public libraries expended \$2.4 million on capital improvements.

USAGE



- The total number of items checked out (circulated) in FY07 in Mississippi public libraries was 8.2 million; 2.1 million of these items were children's materials.
- 32,785 items were requested on interlibrary loan.
- 1.5 million of the 2.9 million residents of Mississippi are registered borrowers in public libraries.
- 355,783 children attended programs in Mississippi public libraries in FY07.

- 536,223 adults attended programs in Mississippi public libraries in FY07.
- 2,628,481 people used Internet computers in Mississippi public libraries in FY07.
- Mississippi has an average of 8.1 public access use Internet computers per outlet. The national average is 11.2.
- Mississippians asked 1.5 million reference questions in FY07.

Profile of Mississippi Public Library Systems by Population

Population Served	Number of Systems	Total Population
Up to 20,000	10	117,372
20,001 to 40,000	14	457,786
40,001 to 60,000	8	410,949
60,001 to 80,000	7	491,356
80,001 to 125,000	4	388,055
Over 125,000	5	1,053,267
Independent	2	21,113
Total	50	2,918,785

Mississippi Library Commission

3881 Eastwood Drive

Jackson, MS 39211

601.432.4111

www.mlc.lib.ms.us